

Scaled data based on original data using
LM-79-08 Approved Method: Electrical and Photometric Measurements of Solid-
State Lighting Products

Test Report Prepared for
Cooper Lighting Solutions
(formerly Eaton)

Brand: McGRAW-EDISON

Report Number: P386067

Luminaire Tested: **GWC-SA1C-830-U-T4FT**

Issue Date: 3/3/2020

Test Information

Test Method: LM-79-08
Report Number: P386067
TEST IS SCALED FROM IESNA LM-79-08 TEST DATA (G2-1903-205-16)
Test Lab: INNOVATION CENTER
Issue Date: 3/3/2020
Manufacturer: COOPER LIGHTING SOLUTIONS (FORMERLY EATON)
Product Line: MCGRAW-EDISON
Catalog Number: GWC-SA1C-830-U-T4FT
Description: GALLEON WALL LUMINAIRE
(1) 80 CRI, 3000K, 1050mA LIGHTSQUARE WITH 16 LEDS AND TYPE IV FORWARD
THROW OPTICS
Light Source: -
Ballast/Driver: ELECTRONIC DRIVER

Summary

Lumens per Lamp: N/A
Luminaire Lumens: 6038 lumens
Efficiency: N/A
Efficacy: 104.1 lumens/watt
Luminous Opening: Rectangular (W 0.5' x L: 0.5' x H: 0')
IES Classification: Type IV - Short
BUG Rating: B1 - U0 - G2

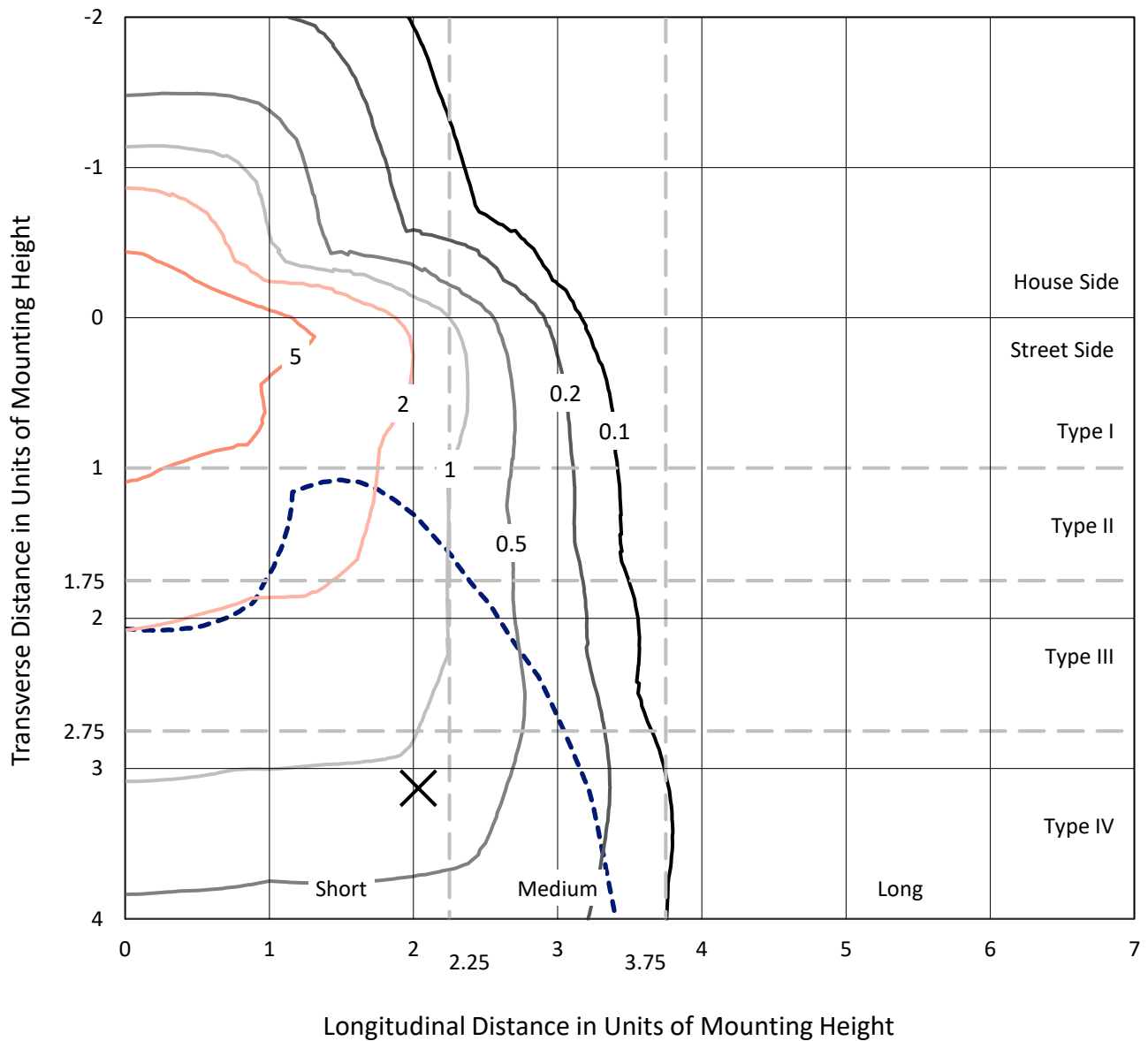
Input Watts (W): 58
Input Voltage (V): NR
Input Current (A_{in}): NR
Voltage Rise (V): NR
Power Factor: NR
Total Harmonic Distortion (THDi): NR
Frequency (hertz): 60
Stabilization Time: NR
Operation Time: NR
Ambient Temperature (°C): NR
Test Distance: 24 FT



REPORT NUMBER: P386067
 CATALOG NUMBER: GWC-SA1C-830-U-T4FT

Iso-Footcandle Lines of Horizontal Illumination

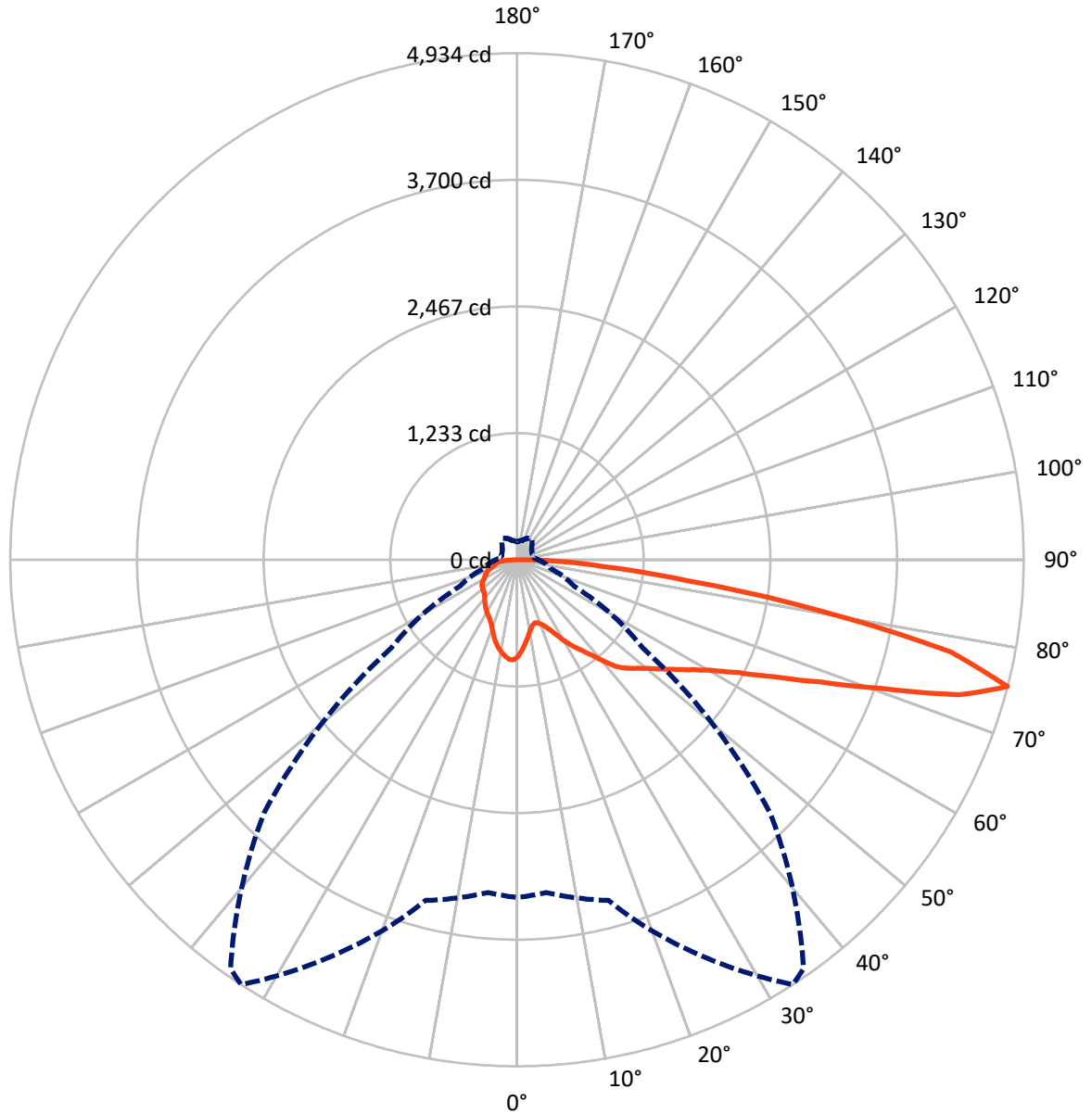
✕ Max cd
 - - - 1/2 Max cd



Based on 10 foot mounting height. Maximum calculated value = 9.4 fc
 Type IV - Short - N/A

REPORT NUMBER: P386067
CATALOG NUMBER: GWC-SA1C-830-U-T4FT

Luminous Intensity Polar Plot



— Vertical Plane Through 33-Deg Lateral - - - Horizontal Cone Through 75-Deg Vertical

REPORT NUMBER: P386067

CATALOG NUMBER: GWC-SA1C-830-U-T4FT

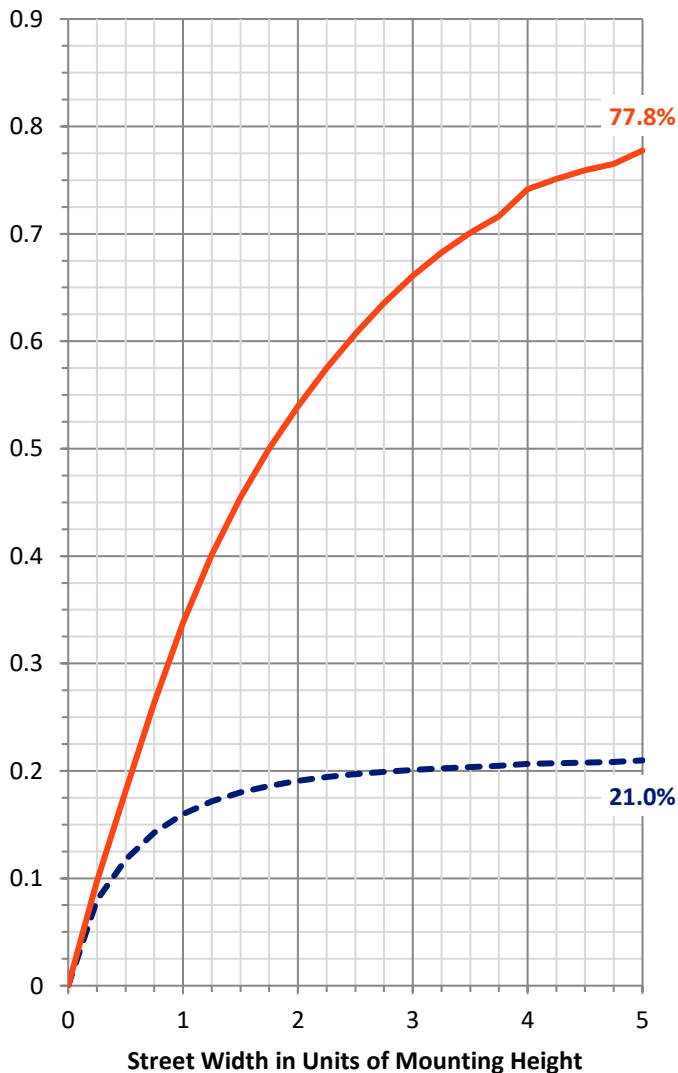
FLUX DISTRIBUTION:

		Downward	Upward	Total
House Side	Lumens	1296.5	0.0	1296.5
	% Fixture	21.5	0.0	21.5
Street Side	Lumens	4741.5	0.0	4741.5
	% Fixture	78.5	0.0	78.5
Total	Lumens	6038.0	0.0	6038.0
	% Fixture	100.0	0.0	100.0

ZONAL LUMENS:

Zone	Lumens	% Fixture
0°-10°	85.4	1.4
10°-20°	231.2	3.8
20°-30°	377.5	6.3
30°-40°	562.2	9.3
40°-50°	806.4	13.4
50°-60°	1107.1	18.3
60°-70°	1386.0	23.0
70°-80°	1253.8	20.8
80°-90°	228.4	3.8
90°-100°	0.0	0.0
100°-110°	0.0	0.0
110°-120°	0.0	0.0
120°-130°	0.0	0.0
130°-140°	0.0	0.0
140°-150°	0.0	0.0
150°-160°	0.0	0.0
160°-170°	0.0	0.0
170°-180°	0.0	0.0
0°-90°	6038.0	100.0
0°-180°	6038.0	100.0

Coefficient of Utilization



REPORT NUMBER: P386067

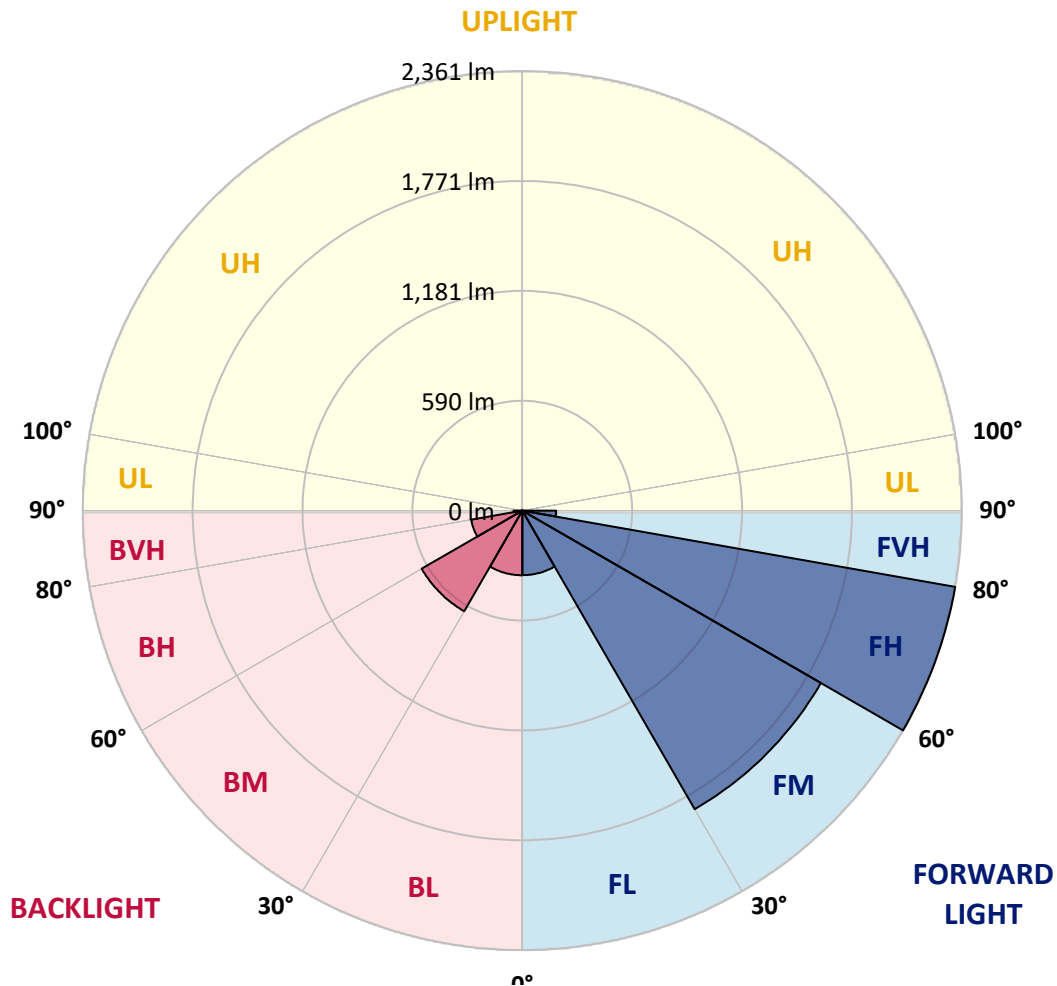
CATALOG NUMBER: GWC-SA1C-830-U-T4FT

LUMINAIRE CLASSIFICATION SYSTEM LUMEN TABLE AND BUG RATING:

Zone	Lumens	% Fixture	Zone Rating/Lumen Limit		
			B	U	G
FL (0°-30°)	346.8	5.7			
FM (30°-60°)	1851.7	30.7			
FH (60°-80°)	2361.1	39.1			G2/5000
FVH (80°-90°)	181.9	3.0			G2/225
BL (0°-30°)	347.3	5.8	B1/500		
BM (30°-60°)	624.0	10.3	B1/1000		
BH (60°-80°)	278.8	4.6	B1/500		G1/500
BVH (80°-90°)	46.5	0.8			G1/100
UL (90°-100°)	0.0	0.0		U0/0	
UH (100°-180°)	0.0	0.0		U0/0	

BUG Rating: B1-U0-G2

Type IV Short





REPORT NUMBER: P386067

CATALOG NUMBER: GWC-SA1C-830-U-T4FT

CANDELA DISTRIBUTION (FULL):

	0°	5°	15°	25°	33°	35°	45°	55°	65°	75°	85°
0°	943.8	943.8	943.8	943.8	943.8	943.8	943.8	943.8	943.8	943.8	943.8
2.5°	876.4	873.1	879.3	880.2	885.6	887.7	895.2	906.9	916.5	927.5	937.5
5°	796.9	794.6	803.4	809.7	821.6	826.6	844.3	869.1	891.2	916.2	939.0
7.5°	721.4	720.2	730.0	744.2	757.9	764.8	795.5	831.6	868.5	908.9	943.8
10°	657.8	657.4	666.8	680.8	701.0	708.7	748.3	795.9	847.6	903.3	951.9
12.5°	622.2	623.6	628.0	639.7	658.5	666.2	710.2	766.1	830.1	901.4	963.8
15°	630.9	633.2	625.7	625.3	638.6	644.7	686.0	744.8	817.6	904.6	981.1
17.5°	668.3	668.7	648.9	636.3	644.5	647.6	678.5	732.7	810.3	911.7	1002.8
20°	720.8	719.8	684.7	663.9	668.3	669.1	689.1	732.9	809.7	924.0	1031.0
22.5°	790.5	782.8	735.6	707.3	706.2	705.0	716.4	748.3	818.8	944.0	1064.5
25°	881.4	874.1	809.2	770.5	762.1	759.0	760.6	781.3	837.0	965.5	1102.1
27.5°	982.6	969.8	907.3	852.4	835.1	830.7	820.7	827.8	856.8	986.1	1146.7
30°	1067.2	1060.4	1005.7	940.6	920.2	913.9	887.7	880.0	885.4	1014.3	1203.0
32.5°	1114.6	1110.0	1076.8	1024.3	1005.3	996.5	959.4	944.0	931.3	1058.7	1279.4
35°	1171.9	1169.0	1149.0	1110.8	1082.7	1073.5	1044.7	1028.7	995.9	1119.8	1378.0
37.5°	1244.9	1241.8	1242.2	1211.4	1177.8	1169.2	1150.3	1133.4	1079.8	1200.1	1485.2
40°	1327.5	1321.5	1319.2	1317.7	1296.5	1291.7	1281.7	1258.7	1184.9	1296.0	1591.0
42.5°	1451.8	1430.4	1384.5	1401.8	1422.9	1420.4	1428.5	1395.5	1301.7	1409.5	1694.2
45°	1571.8	1536.5	1457.3	1461.0	1507.1	1521.1	1582.0	1558.6	1428.3	1533.8	1801.0
47.5°	1626.4	1599.7	1532.4	1532.6	1578.2	1607.2	1740.7	1724.0	1561.3	1675.0	1931.3
50°	1687.5	1660.8	1600.3	1623.1	1662.9	1693.8	1894.0	1885.5	1687.9	1829.6	2087.6
52.5°	1754.3	1709.0	1670.6	1711.3	1767.2	1803.1	2047.5	2024.2	1804.1	1985.2	2267.1
55°	1755.1	1742.8	1772.0	1801.8	1885.5	1929.5	2208.3	2146.6	1898.8	2138.0	2413.3
57.5°	1855.0	1835.0	1896.9	1910.7	2020.0	2069.6	2368.3	2253.2	1995.2	2255.3	2492.2
60°	1987.2	1970.1	2020.8	2057.1	2186.4	2252.8	2539.1	2362.7	2070.9	2343.7	2488.4
62.5°	2215.6	2196.2	2195.6	2246.5	2420.6	2497.8	2730.8	2470.1	2100.9	2361.2	2382.3
65°	2550.0	2519.1	2460.9	2485.1	2744.1	2821.1	2945.0	2547.9	2061.3	2267.4	2108.8
67.5°	2875.3	2874.3	2802.7	2852.4	3171.3	3233.0	3189.0	2555.6	1937.6	1940.5	1623.7
70°	3199.7	3203.8	3191.7	3364.4	3748.4	3812.6	3448.9	2451.9	1659.6	1401.4	972.8
72.5°	3456.6	3455.6	3516.5	3961.8	4497.4	4483.0	3667.9	2137.8	1191.6	756.5	464.9
75°	3290.2	3253.9	3435.3	4257.5	4933.9	4863.6	3481.6	1491.3	618.4	344.3	250.3
77.5°	2146.0	2180.4	2446.7	3517.1	4315.7	4230.2	2554.3	695.8	291.4	225.9	181.5
80°	777.1	813.4	1145.7	1992.2	2973.4	2959.4	1257.9	285.9	197.1	170.6	132.2
82.5°	267.4	280.7	452.0	884.7	1678.8	1741.3	473.2	162.5	143.3	121.0	90.5
85°	104.9	120.1	206.7	425.7	846.8	853.0	191.7	97.2	99.7	79.3	49.6
87.5°	39.8	48.4	98.9	197.7	386.7	355.2	68.6	46.3	56.7	47.1	23.6
90°	0.0	0.0	0.0	0.0	0.0	0.0	0.0	0.0	0.0	0.0	0.0



REPORT NUMBER: P386067

CATALOG NUMBER: GWC-SA1C-830-U-T4FT

CANDELA DISTRIBUTION (continued):

	90°	95°	105°	115°	125°	135°	145°	155°	165°	175°	180°
0°	943.8	943.8	943.8	943.8	943.8	943.8	943.8	943.8	943.8	943.8	943.8
2.5°	945.2	949.6	958.8	965.0	971.7	973.6	974.4	976.1	977.8	977.1	977.4
5°	951.1	959.6	974.4	980.7	983.6	980.3	973.8	968.6	964.8	962.8	962.1
7.5°	960.7	972.8	988.6	987.6	980.9	966.1	949.4	936.9	926.5	922.7	920.6
10°	973.4	987.6	998.6	986.7	967.3	941.7	916.7	897.3	881.6	875.6	874.5
12.5°	989.7	1004.0	1006.1	980.9	948.8	913.7	879.7	854.1	830.7	823.2	821.6
15°	1010.7	1024.3	1011.3	970.7	925.8	878.7	834.7	799.9	775.2	766.1	762.7
17.5°	1032.8	1045.8	1012.4	953.8	895.8	837.2	781.9	746.3	718.1	707.5	706.2
20°	1059.3	1065.2	1008.0	929.6	854.5	783.4	725.2	691.6	676.6	669.1	668.3
22.5°	1092.1	1085.8	998.0	896.8	802.2	721.2	673.9	658.2	654.5	652.8	653.4
25°	1126.7	1107.5	983.2	854.1	736.0	659.1	636.3	640.7	645.7	645.1	645.1
27.5°	1164.9	1129.6	960.5	797.4	662.8	608.2	610.9	627.0	634.5	634.3	634.0
30°	1213.9	1154.6	931.5	729.2	594.4	572.3	588.8	608.4	618.6	618.2	618.4
32.5°	1274.1	1182.2	892.0	653.0	545.0	545.8	564.8	584.2	596.1	595.0	595.3
35°	1344.6	1213.0	838.7	577.9	512.2	524.8	539.8	553.3	564.6	563.1	561.7
37.5°	1421.4	1243.3	767.7	510.8	485.5	505.2	517.7	520.0	525.2	521.4	518.7
40°	1494.4	1266.4	676.4	455.7	458.6	488.5	496.6	487.4	478.0	476.8	473.0
42.5°	1558.0	1274.1	584.0	411.7	430.3	470.9	476.0	456.8	439.9	431.9	428.6
45°	1625.2	1276.9	497.9	374.8	403.0	455.3	460.7	435.1	411.3	394.2	388.6
47.5°	1713.0	1296.5	430.9	347.5	382.1	444.9	452.6	417.8	386.9	362.5	357.3
50°	1827.9	1335.3	376.5	326.6	368.5	438.0	446.8	400.9	366.9	337.5	332.2
52.5°	1955.5	1370.9	332.5	309.7	355.4	425.9	439.2	388.8	348.1	314.3	308.7
55°	2044.8	1343.6	297.0	292.2	338.3	408.6	428.8	378.6	321.2	291.8	286.8
57.5°	2061.9	1250.2	270.1	274.1	317.7	386.9	412.8	355.8	306.6	282.0	276.8
60°	2015.2	1120.0	250.1	257.4	295.5	359.6	382.7	339.8	292.6	271.6	267.2
62.5°	1897.8	986.7	235.3	242.4	274.9	331.8	364.0	322.9	278.4	259.7	255.3
65°	1660.6	828.4	221.1	229.0	255.7	307.8	347.1	307.2	264.5	250.1	245.9
67.5°	1253.5	620.5	207.7	214.8	238.6	287.0	328.7	291.8	250.9	241.7	236.7
70°	738.1	388.6	192.5	200.0	220.7	265.3	309.1	274.9	234.0	229.8	223.4
72.5°	343.5	233.8	175.2	182.5	198.1	236.3	283.9	252.8	214.0	204.8	196.1
75°	205.0	171.0	154.8	161.2	172.3	205.4	252.2	230.3	195.0	182.9	173.7
77.5°	153.3	130.8	132.2	139.1	148.1	179.8	223.4	212.5	180.4	171.0	164.8
80°	110.3	99.3	107.8	115.3	124.7	163.5	214.0	196.5	163.1	150.6	144.7
82.5°	73.6	71.3	81.1	88.9	98.0	143.1	201.1	172.1	139.3	123.5	110.5
85°	40.7	43.0	54.6	58.0	65.9	100.7	164.8	138.3	104.9	84.5	80.7
87.5°	16.9	19.8	29.4	28.4	35.0	60.1	108.5	83.4	66.7	49.8	38.8
90°	0.0	0.0	0.0	0.0	0.0	0.0	0.0	0.0	0.0	0.0	0.0

Signify Classified - Internal
Cooper Lighting Solutions Photometric Lab
1121 Highway 74 South
Peachtree City, GA 30269

Scaled Data Report



Report Generated By 670245982

Signify Classified - Internal
Cooper Lighting Solutions Photometric Lab
1121 Highway 74 South
Peachtree City, GA 30269

Scaled Data Report



Signify Classified - Internal
Cooper Lighting Solutions Photometric Lab
1121 Highway 74 South
Peachtree City, GA 30269

Scaled Data Report



Signify Classified - Internal
Cooper Lighting Solutions Photometric Lab
1121 Highway 74 South
Peachtree City, GA 30269

Scaled Data Report





--- HS — SS

Signify Classified - Internal
Cooper Lighting Solutions Photometric Lab
1121 Highway 74 South
Peachtree City, GA 30269

Scaled Data Report



u

Signify Classified - Internal
Cooper Lighting Solutions Photometric Lab
1121 Highway 74 South
Peachtree City, GA 30269

Scaled Data Report



Signify Classified - Internal
Cooper Lighting Solutions Photometric Lab
1121 Highway 74 South
Peachtree City, GA 30269

Scaled Data Report



(END OF REPORT)